

Beautiful Baltics



www.**WorldOnWheels**.tours

*If you're not living on the edge
you're taking up too much room !*

Beautiful Baltics Motorcycle Safari



Daily Destinations / Places of Interest		
01 Krakow	06 Pskov	11 Bialystok
02 Gdansk	07 St. Petersburg	12 Lublin
03 Augustow	08 Tallinn	01 Krakow
04 Vilnius	09 Kuressaare	
05 Rezekne	10 Riga	



Beautiful Baltics Motorcycle Safari

Itinerary for August 2022

Day	Date	Details	Country	Distance
1	Aug 08	M Schedule your international flights to arrive in Krakow in time for our first dinner	Poland	--
2	09	T A sobering visit to Auschwitz, afternoon free, evening bike commissioning	"	--
3	10	W A long first ride, crossing Poland from south to north to the port of Gdansk	"	580k
4	11	T * Rest day Gdansk, enjoying the Festival of St Dominic	"	--
5	12	F Cross country again to the picturesque lake district of Augustow	"	360k
6	13	S Our first border crossing takes us into Lithuania and to the capital of Vilnius	Lithuania	240k
7	14	S * A rest day wandering the beautiful old town centre of Vilnius	"	--
8	15	M We head into Latvia ad on to the little-known regional centre of Rezekne	Latvia	300k
9	16	T Our first border requiring processing of paperwork! Then to small town Pskov	Russia	200k
10	17	W We take a slightly circuitous route to St Petersburg	"	360k
11	18	T * Exploring the wonders of St Petersburg; the Hermitage and the Peterhof	"	--
12	19	F Taking the long way out of town, another border crossing, thence to Tallinn	Estonia	400k
13	20	S * Another rest day taking in the delights of quirky little Tallinn	"	--
14	21	S Through rural Estonia to the Baltic Sea island of Saaremaa and to Kuressaare	"	220k
15	22	M Crossing more rural countryside of Estonia and Latvia, to the capital Riga	Latvia	340k
16	23	T * You guessed it; a rest day exploring the delightful old town centre of Riga	"	--
17	24	W We cross back into Poland and arrive at a picturesque town called Bialystok	Poland	510k
18	25	T Vast agricultural plains heading south across Poland to regional Lublin	"	250k
19	26	F We arrive back in Krakow and persuade you to part company with your bike	"	340k
20	27	S Our tour finishes with breakfast, then you're on your way to the airport		----- 4,100k

* indicates consecutive night in same hotel, allowing for laundry, etc.

Departure Date

For our **Beautiful Baltics Motorcycle Safari**, you will need to arrange your international flights to arrive in Krakow, Poland by **Monday 8th August 2022** as shown above. There are several flight options available with different national carriers; please see further discussion on International Flights herein.

Tour Operator

This Motorcycle Safari is one of several itineraries offered by **World On Wheels**, Australia's one and only professional tour operator specialising solely in international motorcycle adventures. Operating for 20+ years as **Ferris Wheels**, Mike Ferris pioneered the Himalayan Motorcycle Safari concept in 1994 with his first crossing of the world's greatest mountain range by an Australian group of riders. In 1995, by now a qualified travel agent, he took his first commercial safari to the Khardung La in Ladakh (India), at 5,602 metres the highest road in the world. Mike Ferris now operates and personally leads annual **World On Wheels** motorcycle safaris to diverse destinations such as the Indian Himalaya, Nepal, Bhutan, Rajasthan, Turkey, Morocco, Iceland, the Dalmatian coastline, Mexico-Guatemala-Belize, Peru-Bolivia and the Five Fingers of S E Asia, as well as this one through the Baltic States, all of approximately three weeks in duration.

Mike Ferris is the only professional motorcycle tour guide in Australia (and possibly the world?) who is also a fully qualified and government-accredited motorcycle riding instructor.

Be aware that this itinerary is a guide only and may need to change due to weather, road conditions or other factors. Please be flexible, but rest assured your Tour Leader will make the final day-to-day decisions only after consultation with our agent, local authorities and all group members.



Package Price

The Beautiful Baltics tour price, excluding airfares and joining in Krakow, is US\$8,000-00. Pillions are welcome and we also have a limited number of seats available in our support vehicle; price for pillion or passenger is US\$7,500-00. Please note that our prices are subject to foreign exchange fluctuations and we reserve the right to alter any pricing, pursuant to Clause 9 of our Terms and Conditions herewith, up to the date of final payment.

In this itinerary our tour prices are shown in US\$ for greatest stability but we ask for the equivalent in AU\$ at the prevailing daily exchange rate. The website to be used for daily foreign exchange calculations is: www.westpac.com.au/business-banking/services/foreign-exchange-rates/ We request a US\$1,000 deposit and will invoice you in US\$ thereafter for the remaining balance, but you have some flexibility as to when to pay. Final payment will be due 60 days before the tour date, but if you choose to pay us say 90 or 120 days beforehand because you feel the forex rate is favourable, this works well for everyone all round.

Price includes

- Full 'standard' motorbike rental for the duration of the Safari; see '**Our Motorbikes**' below
- Clean, comfy, mid-range accommodation throughout the Safari, nights 1 to 19 inclusive
- Twin-share basis; (single room supplement available, additional US\$1200-00) ¹
- All meals except non-riding rest days which are breakfast only, to allow maximum freedom
- Minibus support vehicle and driver, for luggage transport and assistance
- Spare parts, tools, medicines and first aid equipment
- All fuel costs, simple maintenance and third party insurance for the bikes
- Guided tour of St. Petersburg's Hermitage and Peterhof, including entrance fees and professional guide
- Half-day tour of Auschwitz-Birkenau concentration camp, incl " " "
- A complimentary *World On Wheels* T-shirt, luggage tags

¹Accommodation is provided on a twin-share basis and if you're on your own we'll do our best to bunk you in with an acceptable roommate. But if you're the last person to book, there's obviously a 50-50 chance you'll have to take a room on your own and will therefore be liable for the single room supplement. So the moral of the story is, book early or bring your own roommate with you. Or preferably both!

Price excludes

- Airfares to/from Krakow (allow around Au\$2,000-00 depending on airline)
- Comprehensive travel insurance policy, which must cover use of large-capacity motorbike ²
- Medical examination and vaccinations before departure (recommended)
- Tipping for local hotel porters and guides
- Road tolls if necessary (we'll try to avoid them as much as possible!)
- Expenses of a personal nature such as postage, laundry, souvenirs and drinks
- Tips for support staff at completion; optional but always appreciated, US\$100-00 suggested ³

² Please note that a motorcycle safari overseas must be considered one of life's more adventurous pursuits and therefore personal travel insurance is mandatory. If you already have existing travel insurance, we will insist on sighting a copy of the policy before you will be permitted to participate in this tour. Or if you prefer, we can help arrange comprehensive travel insurance for you (Australian clients only). **Be aware**, however, that any travel insurance ceases immediately on return to your own country, even if on-going medical treatment or surgery is required. Private health cover or government Medicare resumes at that point.

³ A note on tips. We recognize tipping is not generally part of the antipodean psyche, but it is pretty much expected in most other parts of the world. Daily hotel porters will expect a small reward for carrying your bags to your room and our mechanic/driver/local guide will anticipate a reasonable tip to supplement his modest wages whilst



on tour. We suggest something like US\$100-00 is affordable for your three weeks (only about US\$5-00 per day), collected at the conclusion of the tour. If you've had a good time, we encourage you to contribute generously!

International Flights

You will have to arrange your own airfares through your preferred travel agent, or you may wish to take advantage of an arrangement we have with our local agent, Natasha Dann at iTravel. Phone 0402 171 106 or email her at natasha@itravel-au.com and mention you're joining the *World On Wheels 'Beautiful Baltics'* tour; she has a copy of this itinerary and can arrange your route and flights as well as any stopovers or extensions you desire.

We've deliberately designed this tour so most of the flying is done on a weekend. If you fly out of Australia on the Saturday morning you can continue on from Singapore or Bangkok to one of several European capitals, with a connection to arrive in Krakow on the Sunday or Monday. And coming back the other way, unless you decide to extend, you should have enough time to be back in the office on Monday morning. If that's your thing.

Food & Health

Quality of food can obviously be a concern when visiting exotic foreign lands. We take care in selecting clean and reputable establishments for our meals and the local fare is not always as fiery and spicy as some people would have you believe. Our clients are often pleasantly surprised by the delicious meals available. Even so, an occasional upset stomach cannot always be avoided in remote areas, so we advise initial caution and we carry various medicines to ensure as much comfort as possible. Participants in any of our adventure activities are obviously expected to have a reasonably high level of health, fitness and capability, but **in all cases a consultation with your doctor is recommended** in order to identify necessary vaccinations and precautions, particularly if traveling overseas for the first time.

Climate & Clothing

Our itinerary is designed to take advantage of the pleasant weather of late northern summer. However, the geography is varied and therefore temperatures can range from cold inland to warm on the coast, with some chance of rain. At times there will be little shade available, so sunscreen, sunglasses, hats and sleeves will also be required. Jeans and our *World On Wheels* shirts tend to be the norm, with a jacket, strong boots and riding gloves. Helmets, full or open-faced as you prefer, should be brought from home.

Professional quality riding gear including jackets, over-pants and other protective clothing are an excellent investment and will go a long way to ensuring your comfort and protection in what may sometimes be adverse conditions. In cooler conditions, a versatile and useful Goretex jacket and pants with a zip-in / zip-out padded liner for extra warmth and water proofing. If you're susceptible to the cold, then probably a good set of thermal underwear will also come in handy. A couple of products we've used for several years and are happy to endorse are the Kevlar-reinforced jeans and other clothing from Draggin Jeans in Melbourne (www.dragginjeans.com.au) and those velcro alternatives to hooked 'occy' straps from Andy Strapz (www.andystrapz.com).

And while we're giving plugs, we'd like to suggest you consider a Rider Improvement course, regardless of your experience or perceived ability on a motorcycle, to brush up on your skills prior to joining an international riding safari. Our recommendation here is the renowned operation Stay Upright, who offer a varied range of courses designed to progressively increase your riding ability. Mike Ferris completed his Instructor's course with Stay Upright and works with them on a part time basis. In his spare time!



Our Motorbikes

Our local bike supplier has an extensive range of top-end bikes available, including several models and sizes from BMW, Ducati, Honda and Suzuki; even a Harley Davidson! All bikes are new models and in excellent condition. For the more vertically challenged we are able to make some adjustments to certain bikes to assist in your riding comfort. Fuel, insurance and maintenance are included. Our 'standard' package price includes any bike up to 999cc and there are upgrade options to a 1200cc or larger -- we offer bikes in four different pricing categories; please see our complete list of bikes for details, at the end of this itinerary.

We will attempt to provide you with the bike of your choice, but they may be allocated on a first-booked first-choice basis and we retain the right of assignment. Our bike provider is a commercial operation and their fleet changes frequently, so your preferred model might not always be available.

Please note, in Krakow you will be required to sign a rental contract with our bike supplier, and leave a photocopy of your passport and a credit card imprint as a security deposit. Our package price includes comprehensive insurance but the policy carries an Excess (or 'Deductible'), depending on the size of the bike; typically €1,600 for a 600/700/800cc and €1,800 for a 1200cc. The rider is liable for this first amount of any damage; be aware that if you drop the bike, any visible damage will be payable by you, they will even charge for a scratch because it diminishes the re-sale value of the bike. Our bike supplier will give you options to further reduce your liability, through payment of an additional premium.

Our Riding Policy, and other pertinent information

We will occasionally require riders to bunch up, particularly when navigating through large towns, but out on the open road we know that you will want a lot of freedom and time on your own (isn't that what riding is all about?) We allow plenty of time for people to set their own pace, and it's unlikely that you'll ever be pressed to keep up. We know of some motorbike tour operators who insist that everybody ride in formation every day and play 'follow the leader', but that's not our style at all. You'll be given maps and daily directions on how far we're going, the destination for the night (including hotel name and phone number), and where we are likely to stop for lunch, drink breaks, sightseeing and refueling along the way, etc. There is always plenty of time to take photos, chat to the locals, or just sit and soak it all in. Our support vehicle with our luggage will always be the last vehicle in the convoy, with our mechanic, spare parts and tools, etc. in case of bike problems.

But let's not pull any punches here. A tour such as this is potentially a dangerous undertaking; it's inherent in the very nature of the trip. You'll be on an unfamiliar bike, on unfamiliar roads in unfamiliar traffic conditions; eg right-hand side of the road. It is important for you to recognize this and accept ultimate responsibility, firstly for joining and secondly for riding in a circumspect manner for the duration of the tour. Please read and acknowledge Paragraph 16 of our Terms and Conditions! (End of sermon)

Some of our tours are more about the daily ride than the nightly destination, eg the Himalayan Heights tour where it's mostly about the exciting roads. This Baltics tour is more about the destinations we visit; ie the capital cities of unique countries which were once part of Soviet Russia and are now part of the European Union. The roads connecting these places may not be the most exciting you've ridden. It's pointless trying to find twisty mountain roads for example, because there aren't any. The highest point in all the Baltics is Estonia's 'Big Egg' Mountain, which rises to the lofty height of 318 metres! So on this tour, we sometimes tend to fast-track it to our daily destinations in order to leave time to explore in the afternoons, and we have a few more non-riding 'rest' days than some of our other itineraries. Many of the Old Town centres are pedestrian-only and a delight to wander around.



Bear in mind also that we're still fine-tuning this new Beautiful Baltics tour. We've been to some of these places, but not to all of them. We will probably get some timing estimates wrong, we will undoubtedly find some hotels are not up to our usual standard, and there could be myriad other things *not quite right* yet.

Visas: You will need a visa to enter Russia. We will assist you by providing a Letter of Introduction from our hotel in St. Petersburg, formally inviting you to visit Russia. The Russian embassies are renowned for their lengthy bureaucratic processes, so please give yourself plenty of time to acquire the necessary visas. The embassy will require your passport for approximately 10 days. All the other countries in our itinerary, being European, do not ordinarily require visas for most nationalities.

Detailed Daily Itinerary

Day 1 will mainly consist of flying, and involves the logistics of getting everyone into Krakow at more or less the same time from several different locations. Our hotel will be located in the heart of the old town, and we'll have a welcoming drink and our first group dinner together while we get to know one another.

Day 2 At the risk of a harsh introduction, we are going to take a half-day tour of the nearby Auschwitz-Birkenau concentration camp. We believe it's important to recognize what the Polish people (and others) went through during the Nazi occupation of their country in WW2. It's a very sobering but worthwhile experience.

In the afternoon there is free time to also visit the famous salt mines at nearby Wieliczka for those who wish, or simply soak up the atmosphere of Krakow's central district. Our bikes will be available at the hotel in the evening, to give you the opportunity to check them out before we ride.


Day 3 is our first day on the road, and it's a long one. We ride out of Krakow heading north all day until we reach the Baltic Sea port city of Gdansk. Many of us will remember Gdansk rose to international recognition through the shipyard union movement *Solidarnosc* (Solidarity) in the early 1980's, with its charismatic firebrand leader Lech Walesa. It's now a modern, vibrant and attractive city which still retains much of its *olde worlde* charm.



Day 4 we have deliberately timed our visit to coincide with St. Dominic's Fair, one of the largest festivals in Europe. The old streets of central Gdansk become a thriving cauldron of artisans and artifacts and street parades for the first two weeks in August each year. We can be part of the festivities, or you may choose instead to do a quiet walking tour of the Old Town. Here's a useful resource page we have found online: <https://wonderfulwanderings.com/things-to-do-in-gdansk/>

Day 5 We head away from the coast, striking through Poland's northern agricultural belt to Augustow. It's a very picturesque little town in a district of lakes and rivers, and we'll find a place for dinner overlooking the canals and waterways which define the town. It's a bit of a domestic tourist destination but the local shops and restaurants love to welcome English-speakers.

Day 6 We cross the 'border' today to bring us into Lithuania, which is our first of the official Baltic States. The three countries of Lithuania, Latvia and Estonia have close administrative ties with each other in a similar way to the three Benelux countries (Belgium, Netherlands, Luxemburg) and have been through many periods of turmoil and occupation by other powers, most recently of course the communist Soviet Union. All three are now enjoying new-found freedom as fully fledged members of the EU, the Eurozone, and NATO.




Day 7 The capital city, Vilnius, has a modest population of just over half a million. We'll spend a rest day here in the clean and agreeable city centre, which has lots of open spaces around the central focal point of Cathedral Square. Some interesting options can be found on this webpage: www.alongdustyroads.com/posts/things-to-do-in-vilnius-lithuania

Day 8 From Vilnius we cross the border into Latvia, but we'll leave the capital for a little later and head instead to the small town of Rezekne. It's famous of course as the Heart of Latgale – we all knew this, yes? Right in the centre of town is a small hill containing the remains of Rezekne Castle, dating back to the Latgalians of the 9th century and affording panoramic views over the town and the small river running through it.

Day 9 is our first actual border which requires official paperwork, as we cross from Europe into Russia. Please be patient with us as we process the motorbikes and yourselves, and soon enough we should be on our way through the Federation hinterland to the regional city of Pskov.

Day 10 Rather than taking the direct route to St. Petersburg, we're going to ride up the shores of Lake Peipus for a while. This huge lake frequently freezes over in winter, and in April of 1242 the famous 'Battle On The Ice' took place here between the (Russian) Republic of Novgorod and the Teutonic Knights of the Livornian Order. Google it when you have 15 minutes to spare; it's a fascinating chapter of history probably not many of us in the antipodes has ever been aware of before. Then, inevitably, we have to join the highway congestion into St. Petersburg.



Day 11 You've seen this place in travel shows and TV doco's but they cannot do it justice; nothing beats seeing it for yourself. The State Hermitage Museum is the largest in the world and houses over three *million* items, including the world's largest collection of paintings. It's actually a complex comprised of six buildings; here's one of them, the Winter Palace. It's big. We'll also take you out of town to visit the almost as splendid Peterhof Palace, often referred to as the 'Russian Versailles'. With gardens full of fountains and gold-leaf statues, it's been faithfully restored to its former glory after being occupied by German troops in WWII, who trashed the place and left it in ruins.



Day 12 We head off this morning to take the long way round to Estonia. The border town of Narva has a significant place in history, as the Great Northern War between Sweden and Russia started here in 1700. If you're not carrying a Swedish passport we should get through pretty quickly and be on our way to Tallinn.

Day 13 Tallinn is one of the smallest capitals in the world, and a delightfully quirky little place it is. We can spend a leisurely day here wandering the museums and cathedrals, or relaxing in the central precinct of bars and restaurants. Or, here's an idea for your rest day: nip across to Finland on the ferry, for lunch in Helsinki!

Day 14 We'll do some more wandering today, as we follow the coastline around Estonia's portion of the Baltic Sea, taking us to a short ferry hop across to the island of Saaremaa. The island's small capital of Kuressaare is famous for its spa resort hotels and indeed we shall avail ourselves; it sounds like a wonderful opportunity to rejuvenate after two weeks in the saddle. If this doesn't appeal to you, there's also the best-preserved medieval castle in the Baltics just a couple of hundred metres from our hotel, which you might want to go and explore; <http://kuressaarecastle.ee/index.php>

Day 15 We need to backtrack a few km because there's only one ferry to/from the island. We then stick close to the coast of the Gulf of Riga until we reach its namesake city, the capital of Latvia. There are of course no actual borders here any more, so you may simply spy a sign announcing 'Latvia'.

Day 16 Another capital with less than a million people and yet the largest city in the Baltics, Riga is known as a cultural and historical centre, where we can wander through this UNESCO World Heritage Site. You'll no doubt remember it for the 2003 Eurovision Song Contest, or perhaps the 2013 World Women's Curling championships... We have a rest day here and one of the options is a pleasant little cruise on the Daugava river, or simply soaking up the atmosphere of the historic city centre; our hotel is of course in the heart of the Old Town.

Day 17 We head into more rural areas on our way to Bialystok, a pleasant little city in Poland's northeast with palaces, parks, and a vibrant pedestrian-only central area of restaurants and bars. En route we cross huge, extensive tracts of agricultural landscapes as we pass through one of Poland's most productive food bowls.

Day 18 Heading further south as we wind down the clock on our tour; the eastern city of Lublin actually served briefly as the national capital on two short occasions and has since been deposed, but the Old Town is a wonderful place to wander for a few hours in the afternoon.

Day 19 We return to Krakow to complete the loop, our final challenge being to navigate this large city, with its sometimes notorious traffic snarls. We'll return to our same hotel, hand back the bike keys, finalise any necessary paperwork, then have a well-earned cold drink or two and our farewell dinner.

Day 20 Swap addresses with your fellow riders at breakfast so we can all keep in touch and share photos of our happy memories. Don't forget to tell 100 friends how much fun you've had with us in the Beautiful Baltics! See you somewhere else in the world, sometime soon, on two wheels.

* ~ * ~ * ~ * ~ *

We invite you to do your own further research online; Google and Wikipedia have a wealth of information on all that we have touched upon briefly here.

Further trip notes including a list of essential clothing and equipment to take, health considerations, visa formalities, etc, will be sent upon receipt of a completed Booking Form and deposit. Please contact our office any time for further information via email: Adventure@WorldOnWheels.Tours


All bikes on this page are **Category 1**, less than 1000cc and are available for our standard package price. The next pages contain larger bikes available for an additional premium.

	<p>Suzuki V-Strom 650</p> <p>Seat Height: 835 mm (32.9")</p> <p>Weight: 183 kg (415 lbs) dry weight</p> <p>Power: 69HP (50 kW)</p>
	<p>Yamaha MT-07</p> <p>Seat Height: 805 mm (31.7")</p> <p>Weight: 160 kg (375 lbs) dry weight</p> <p>Power: 74 HP (56 kW)</p>
	<p>BMW F 700 GS</p> <p>Seat Height: 765 - 820 mm (30.1 - 32.3")</p> <p>Weight: 186 kg (410 lbs) dry weight</p> <p>Power: 75 HP (55 kW)</p>
	<p>Yamaha MT-09 Tracer</p> <p>Seat Height: 845 mm (33.2")</p> <p>Weight: 180 kg (415 lbs) dry weight</p> <p>Power: 115 HP (85 kW)</p>
	<p>BMW C 650 GT</p> <p>Seat Height: 805 mm (31.7")</p> <p>Weight: 261 kg (575 lbs) wet weight</p> <p>Power: 60 HP (44 kW)</p>
	<p>BMW F 800 GT</p> <p>Seat Height: 800 mm (31.5")</p> <p>Weight: 187 kg (412 lbs) dry weight</p> <p>Power: 90 HP (66 kW)</p>
	<p>BMW F 800 GS</p> <p>Seat Height: 850 mm (33.5")</p> <p>Weight: 185 kg (406 lbs) dry weight</p> <p>Power: 85 HP (63 kW)</p>
	<p>BMW F 800 R</p> <p>Seat Height: 790 mm (31.1")</p> <p>Weight: 185 kg (406 lbs) dry weight</p> <p>Power: 90 HP (66 kW)</p>




All bikes on this page are **Category 2**, 1000-1200cc, and are available for an additional premium of US\$500.

	<p>Honda CRF 1000 L Africa Twin</p> <p>Seat Height: 850 - 870 mm (33.4-34.2")</p> <p>Weight: 212 kg (467 lbs) dry weight</p> <p>Power: 95 HP (70 kW)</p>
	<p>BMW R 1200 R</p> <p>Seat Height: 760 - 820 mm (29.9-32.3")</p> <p>Weight: 198 kg (440 lbs) dry weight</p> <p>Power: 125 HP (92 kW)</p>
	<p>BMW R 1200 GS</p> <p>Seat Height: 800 - 870 mm (31.5-34.2")</p> <p>Weight: 203 kg (447 lbs) dry weight</p> <p>Power: 125 HP (92 kW)</p>
	<p>BMW R 1200 RS</p> <p>Seat Height: 760 - 820 mm (29.9 - 32.3")</p> <p>Weight: 203 kg (447 lbs) dry weight</p> <p>Power: 125 HP (92 kW)</p>
	<p>Harley Davidson Superlow 1200T</p> <p>Seat Height: 705 mm (27.8")</p> <p>Weight: 263 kg (580 lbs) dry weight</p> <p>Power: 68 HP (50 kW)</p>

All bikes in this group are **Category 3**, top-end bikes attracting an additional premium of US\$1,000.

	<p>BMW R 1200 GS Adventure</p> <p>Seat Height: 890 - 910 mm (35.0-35.8")</p> <p>Weight: 210 kg (462 lbs) dry weight</p> <p>Power: 125 HP (92 kW)</p>
	<p>BMW R 1200 RT</p> <p>Seat Height: 760 - 825 mm (29.9-32.5")</p> <p>Weight: 235 kg (517 lbs) dry weight</p> <p>Power: 125 HP (92 kW)</p>
	<p>BMW S 1000 XR</p> <p>Seat Height: 840 mm (33.1")</p> <p>Weight: 207 kg (456 lbs) dry weight</p> <p>Power: 160 HP (118 kW)</p>

All bikes in this group are **Category 4**, luxury bikes attracting an additional premium of US\$1,500.

	<p>Ducati Multistrada 1200</p> <p>Seat Height: 825 - 845 mm (32.5 - 33.3")</p> <p>Weight: 212 kg (468 lbs) dry weight</p> <p>Power: 160 HP (117 kW)</p>
	<p>BMW K 1600 GT</p> <p>Seat Height: 780 - 830 mm (30.7-32.7")</p> <p>Weight: 295 kg (650 lbs) dry weight</p> <p>Power: 160 HP (118 kW)</p>
	<p>Harley Davidson Road King</p> <p>Seat Height: 716 mm (28.2")</p> <p>Weight: 369 kg (814 lbs) dry weight</p> <p>Power: N/A</p>